

When Quality Crushing Equipment is Required for Low Capacities!


Applications

The Pennsylvania Crusher TKK Koal-King® Granulator is the most widely used granulator in the world. It is used to crush coal, limestone, gypsum, and other friable materials in power plants, mines, cement plants and other applications. As with all Pennsylvania Crusher equipment, like the Bradford Breaker, its reduction capability and performance are unmatched.

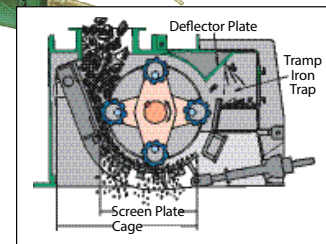
The TKK minimizes fines and readily handles wet, fine and dirty materials currently processed in many power stations. This crusher can handle rock and stone mixed better than some other machines. Additionally, it offers customers servicing and maintenance advantages that enable sustained cost savings throughout its long service life.

Superior Technology

- **Unique Access Arrangement** – In most sizes, the entire rear quadrant is hinged and swings completely open, exposing the entire rotor assembly and much of the crushing chamber. This produces unhindered access for complete removal of the rotor assembly and hammer replacement without disturbing other elements of the feed system.
- **Bearing Housings** – The split design of the bearing housings allows the bearings to be easily flushed and lubricated without having to remove them from the shaft.
- **Screen Cage** – Special slots of the granulator's screen cage create a very high ratio of open area, enabling it to handle even the most difficult, sticky feed with no problem.
- **Output Size Adjustment** – To maintain the correct output size, the screen cage can be adjusted to compensate for normal wear, a task performed by external screw mechanisms.
- **Hammers** – Our toothed ring, forged steel hammers have a special profile that crushes more efficiently and provides extended service life compared to third-party offerings. The



Material flows through the feed opening directly into the path of the ring hammers which break the coal and drive it against the breaker plate, causing further reduction. Final sizing occurs by rolling



compression of the ring hammers as the coal passes over the screen plate. **All reduction is performed in one pass.**

hammers are strategically arranged for full coverage of the cage, producing far more consistent crushing and more uniform wear of the screen cage.

Duralife Hammers – TerraSource's Duralife premium hammers are engineered with special advanced alloys that optimize wear resistance and toughness. This line ensures better wear and higher shock resistance, minimizing the potential for cracking.

- **Crusher Protection** – Uncrushable debris is directed into an integral tramp iron trap, easily reached through an access panel for routine maintenance.
- **No Flywheel** – The weight of the rotor assembly alone creates sufficient inertia, eliminating the need for an external flywheel and related hazards to plant personnel.

Contact your local sales representative to learn more about the benefits of a long-term partnership with TerraSource Global.

TERRASOURCE
 GLOBAL

OUR FLAGSHIP BRANDS

GUNDLACH
 CRUSHERS

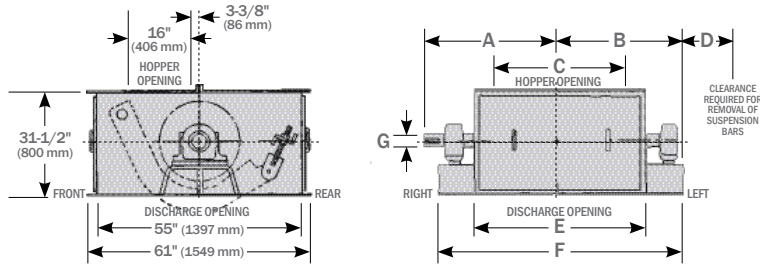
JEFFREY RADER
Pennsylvania
 Crusher

www.terrasource.com ■ info@terrasource.com

Granulators

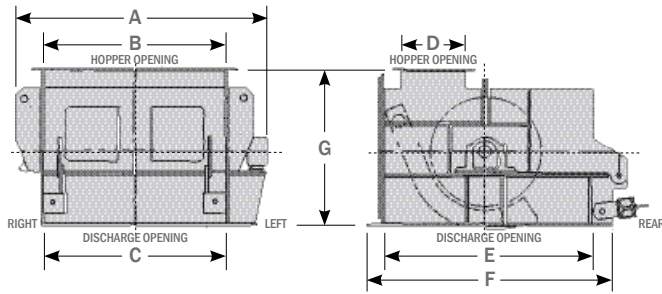
Dimensions and Weights

MODEL TTK 26 KOAL-KING® GRANULATORS



DIAMETER X LENGTH	IN. (MM)		APPROXIMATE LAYOUT DIMENSIONS** AND SHIPPING WEIGHTS					LBS (KG)
	A	B	C	D	E	F	G	
26" X 20" (660 x 508)	30-13/16" (783)	24-3/16" (614)	18-5/8" (473)	13" (330)	23-5/8" (600)	55" (1397)	2-1/2" (64)	3,500 (1,588)
26" X 30" (660 x 762)	38" (965)	29" (735)	28-1/8" (714)	23" (584)	33-1/8" (841)	67" (1702)	3" (76)	4,000 (1,814)
26" X 40" (660 x 1016)	42-3/4" (1086)	33-5/8" (854)	37-1/2" (953)	33" (838)	42-1/2" (1080)	76-3/8" (1940)	3" (76)	4,700 (2,132)
26" X 50" (660 x 1270)	49" (1245)	38-3/8" (975)	47" (1194)	44" (1138)	52" (1321)	87-3/8" (2219)	3-1/2" (89)	5,300 (2,404)
26" X 60" (660 x 1524)	53-11/16" (1364)	43" (1094)	56-3/8" (1432)	54" (1372)	61-3/8" (1559)	96-3/4" (2457)	3-1/2" (89)	5,900 (2,676)

MODEL TTK 36, 44, 48, 60, & 72 KOAL-KING® GRANULATORS



DIAMETER X LENGTH	IN. (MM)		APPROXIMATE LAYOUT DIMENSIONS** AND SHIPPING WEIGHTS					LBS (KG)
	A	B	C	D	E	F	G	
36" X 40" (914 x 1016)	83-3/4" (2127)	41-3/4" (1060)	42-1/2" (1080)	18" (457)	69-7/8" (1775)	79-1/4" (2013)	51" (1295)	8,000 (3,629)
36" X 49" (914 x 1245)	93-1/4" (2369)	51-1/4" (1302)	52" (1321)	18" (457)	69-7/8" (1775)	79-1/4" (2013)	51" (1295)	9,500 (4,309)
36" X 59" (914 x 1499)	102-3/4" (2610)	60-3/4" (1543)	61-1/2" (1562)	18" (457)	69-7/8" (1775)	79-1/4" (2013)	51" (1295)	11,000 (4,990)
36" X 68" (914 x 1727)	112-1/4" (2851)	70-1/4" (1784)	71" (1803)	18" (457)	69-7/8" (1775)	79-1/4" (2013)	51" (1295)	12,500 (5,670)
36" X 78" (914 x 1981)	121-15/16" (3097)	79-3/4" (2026)	80-1/2" (2045)	18" (457)	69-7/8" (1775)	79-1/4" (2013)	51" (1295)	14,400 (6,532)
44" X 60" (1118 x 1524)	102-9/16" (2605)	52-5/8" (1337)	60-5/8" (1540)	22" (559)	84-3/4" (2153)	99-1/4" (2521)	64-3/4" (1645)	18,775 (8,516)
44" X 71" (1118 x 1803)	113-1/2" (2883)	63-1/2" (1613)	71-1/2" (1816)	22" (559)	84-3/4" (2153)	99-1/4" (2521)	64-3/4" (1645)	21,700 (9,843)
44" X 82" (1118 x 2083)	124-1/2" (3162)	74-3/8" (1889)	82-3/8" (2092)	22" (559)	84-3/4" (2153)	99-1/4" (2521)	64-3/4" (1645)	24,410 (11,072)
44" X 93" (1118 x 2362)	134-13/16" (3424)	85-1/4" (2165)	93-1/4" (2369)	22" (559)	84-3/4" (2153)	99-1/4" (2521)	64-3/4" (1645)	26,000 (11,793)
48" X 71" (1219 x 1803)	120-3/4" (3067)	63-1/2" (1613)	71-1/2" (1816)	25" (635)	91" (2311)	105-1/2" (2680)	71-1/2" (1816)	24,300 (11,022)
48" X 82" (1219 x 2083)	127-3/16" (3231)	74-3/8" (1889)	82-3/8" (2092)	25" (635)	91" (2311)	105-1/2" (2680)	71-1/2" (1816)	28,600 (12,973)
48" X 93" (1219 x 2362)	141-1/8" (3585)	85-1/4" (2165)	93-1/4" (2369)	25" (635)	91" (2311)	105-1/2" (2680)	71-1/2" (1816)	32,300 (14,651)
48" X 103" (1219 x 2616)	151-13/16" (3859)	96-1/8" (2442)	104-1/8" (2645)	25" (635)	91" (2311)	105-1/2" (2680)	71-1/2" (1816)	36,700 (16,647)
48" X 114" (1219 x 2896)	164-7/8" (4188)	107" (2718)	115" (2921)	25" (635)	91" (2311)	105-1/2" (2680)	71-1/2" (1816)	40,200 (18,234)
60" X 93" (1118 x 2362)	140-1/2" (3569)	85-1/4" (2165)	93-1/4" (2369)	32-1/4" (819)	111" (2819)	127-5/8" (3242)	85" (2159)	40,480 (18,361)
60" X 103" (1118 x 2616)	152-1/16" (3862)	96-1/8" (2442)	104-1/8" (2645)	32-1/4" (819)	111" (2819)	127-5/8" (3242)	85" (2159)	44,350 (20,117)
60" X 114" (1118 x 2896)	164-1/4" (4172)	107" (2718)	115" (2921)	32-1/4" (819)	111" (2819)	127-5/8" (3242)	85" (2159)	49,240 (22,335)
72" X 114" (1829 x 2896)	165-1/2" (4204)	107" (2718)	115" (2921)	39" (991)	129-3/4" (3296)	146-1/2" (3721)	99" (2515)	73,500 (33,339)
72" X 125" (1829 x 3175)	176-1/2" (4483)	118" (2997)	126" (3200)	39" (991)	129-3/4" (3296)	146-1/2" (3721)	99" (2515)	82,200 (37,285)
72" X 136" (1829 x 3454)	190" (4826)	129" (3277)	137" (3480)	39" (991)	129-3/4" (3296)	146-1/2" (3721)	99" (2515)	92,300 (41,867)
72" X 147" (1829 x 3734)	202" (5131)	140" (3556)	148" (3759)	39" (991)	129-3/4" (3296)	146-1/2" (3721)	99" (2515)	101,500 (46,040)

** All dimensions are approximate. Certified drawings will be furnished for installation.
Installation supervision is available.

TERRASOURCE®
GLOBAL
OUR FLAGSHIP BRANDS

GUNDLACH
CRUSHERS

JEFFREY RADER

Pennsylvania
Crusher

www.terrasource.com ■ info@terrasource.com